

Important Notes:

1. **Manulife Global Fund – USD Income Fund** (“Manulife USD Income Fund” or the “Fund”) invests primarily in fixed income securities and fixed income related securities denominated in U.S. Dollar of issuers globally. In meeting its investment objective, the Fund may invest more than 30% of its net assets in issuers located in the United States, which may involve geographical concentration, collateralized/secured products, sovereign debt, convertible securities, subordinated debt, high-yield bonds, liquidity, credit downgrade, interest rate, credit and rating of investment risks and risks associated with investments in debt instruments with loss-absorption features (including Contingent Convertible Debt Securities).
2. The relevant distributing class of the Fund does not guarantee distribution of dividends, the frequency of distribution, and the amount/rate of dividends. Dividends may be paid out of income, realized capital gains and/or out of capital of the Fund in respect of Inc share class(es). Dividends may be paid out of realized capital gains, capital and/or gross income while charging all or part of their fees and expenses to capital (i.e. payment of fees and expenses out of capital) in respect of MDIST (G) and R MDIST (G) share class(es). Dividends paid out of capital of the Fund amount to a return or withdrawal of part of the amount of an investor’s original investment or from any capital gains attributable to that original investment, and may result in an immediate decrease in the net asset value per share in respect of such class(es) of the Fund.
3. The Fund intends to use financial derivative instruments (“FDIs”) for investment, efficient portfolio management and/or hedging purposes. The use of FDIs exposes the Fund to additional risks, including volatility risk, management risk, market risk, credit risk and liquidity risk.
4. Investment involves risk. The Fund may expose its investors to capital loss. Investors should not base on this material alone to make investment decisions and should read the offering document for details, including the risk factors, charges and features of the Fund and its share classes.



Manulife

Investment Management

June 2024

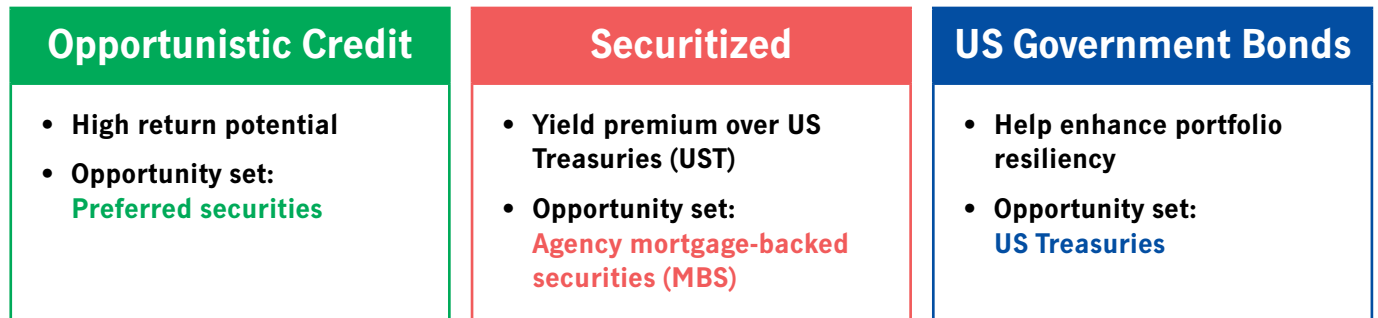
Manulife USD Income Fund

manulifeim.com.hk

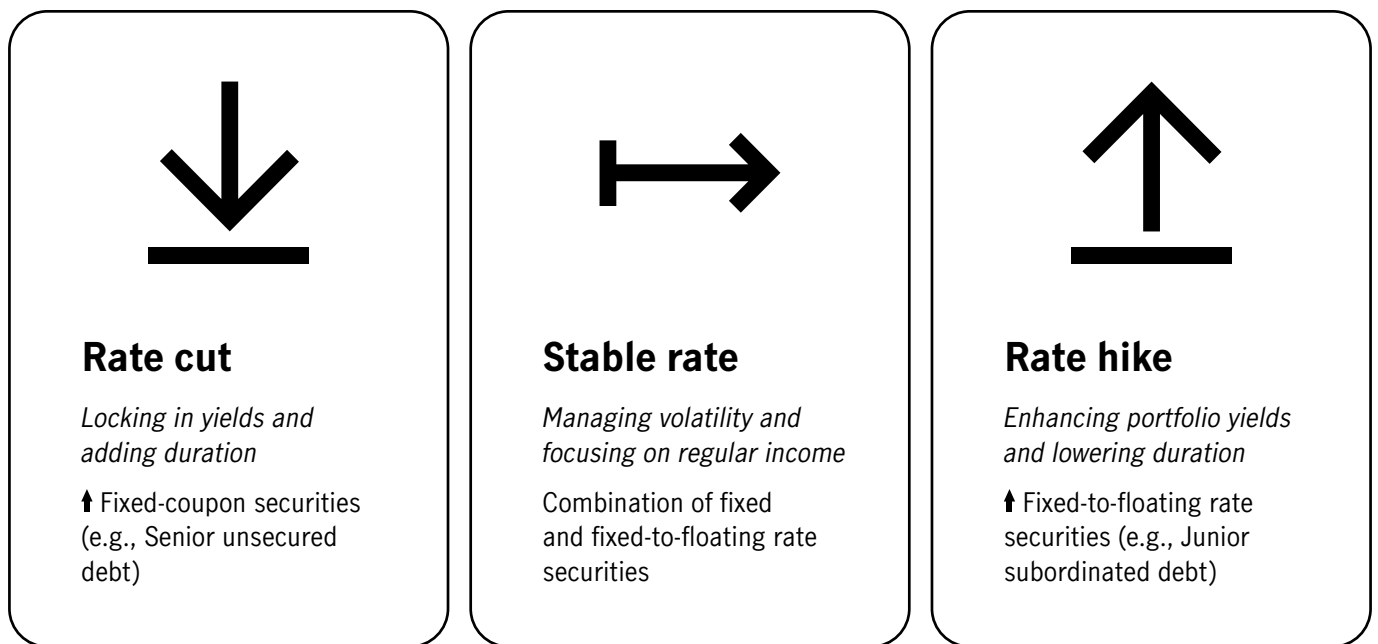
A Hi-Fi solution to enhance income with stability

Combining Opportunistic Credit, Securitized, and US Government allocations, our High-quality Fixed income solution aims to provide a high, sustainable income opportunity with low volatility. Instead of tilting to a specific fixed income asset which is subject to credit risks (e.g. high yield bonds) or interest rate risks (e.g. treasuries), our unconstrained approach invests across bond sectors, credit qualities and capital structures with the aim to deliver a smoothed investment journey across market cycles.

High quality income + credit flexibility



Dynamic asset allocation to navigate market cycles



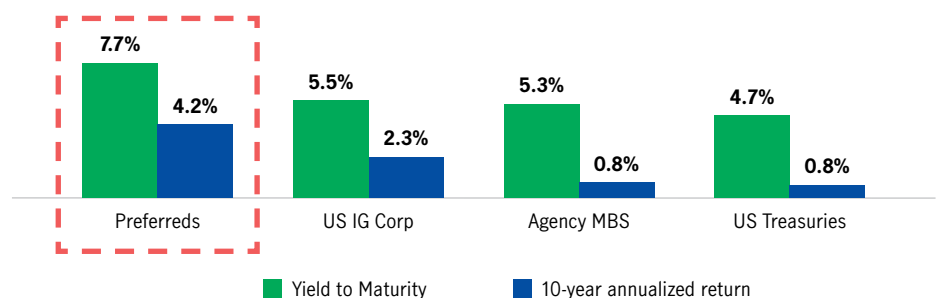
For illustrative purposes only.

Preferred securities:

Investment grade assets with attractive yields and returns

- Highest yield among major US IG fixed income sectors
- Highest 10-year annualized return among major US IG fixed income sectors

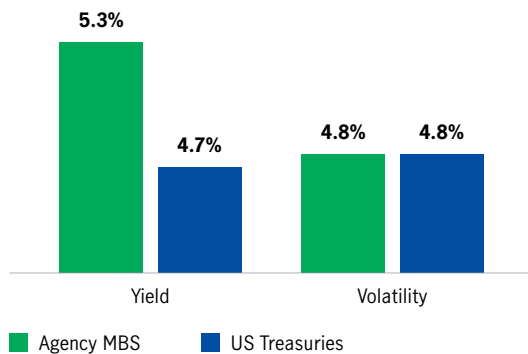
Yield and return of major US investment grade fixed income assets



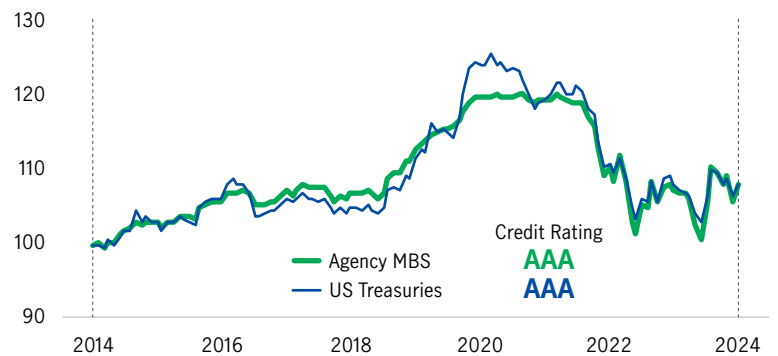
Source: Bloomberg, as of May 31, 2024. Preferreds represented by ICE BofA US Capital Securities Index. US IG Corp, Agency MBS and US Treasuries represented by Bloomberg indices. The above yield refers to yield-to-maturity and does not represent the distribution yield of the Fund and is not an accurate reflection of the actual return that an investor will receive in all cases. For illustrative purposes only. Past Performance is not indicative of future performance.

Agency MBS: quality yield premium over treasuries

Agency MBS share same credit rating and similar performance with UST



Agency MBS offer higher yield with similar volatility vs UST



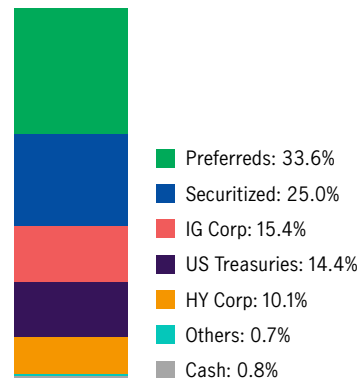
Source: Bloomberg, as of May 31, 2024. Agency MBS and US Treasuries represented by Bloomberg indices. Performance chart based on monthly data with indices rebased to 100 as of May 31, 2014. Credit rating based on Moody's. The above yield refers to yield-to-maturity and does not represent the distribution yield of the Fund and is not an accurate reflection the actual return that an investor will receive in all cases. Volatility represented by 10-year annualised standard deviation based on monthly data. For illustrative purposes only. Past Performance is not indicative of future performance.

Manulife USD Income Fund

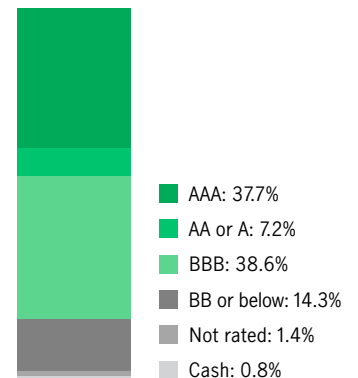
Aims to serve as a core pillar of your investment portfolio

- Aim for a high, consistent distribution yield with an **average credit rating of A**
- Dynamic allocations across credit, securitized, and US Treasuries to help deliver a smooth investment journey with a focus on **\$1,000 par preferreds** – our speciality
- Physical bond implementation with **~100% USD** exposure

Quality portfolio with balanced rate and credit exposure



Average A-rated portfolio



Source: Manulife Investment Management, as of May 31, 2024. Information about the asset allocation is historical and is not an indication of the future composition. Due to rounding, the total may not be equal to 100%. Diversification or asset allocation does not guarantee a profit nor protect against loss in any market. Sector and credit rating breakdown are subject to change at any time and are for illustrative and reference purpose only.

Dividend schedule

Record date	Ex-dividend date	Annualized dividend yield*	
		AA (USD) MDIST (G)	R (USD) MDIST (G)
31-05-2024	03-06-2024	6.64%	9.23%
30-04-2024	02-05-2024	6.70%	9.30%
28-03-2024	02-04-2024	4.48%	6.77%

* Manulife Investment Management, as of June 3, 2024. Applicable to AA (USD) MDIST (G) and R (USD) MDIST (G) Class. A positive distribution yield does not imply a positive return. Dividend rate is not guaranteed. Dividends may be paid out of capital. Refer to important note 2. Please note that a positive distribution yield does not imply a positive return. Investors should not make any investment decision solely based on information contained in the table above. You should read the relevant offering document (including the key facts statement) of the fund for further details including the risk factors. Past performance is not indicative of future performance. Annualised yield = $[(1 + \text{distribution per unit/exdividend NAV})^{\text{distribution frequency}} - 1]$, the annualised dividend yield is calculated based on the latest relevant dividend distribution with dividend reinvested, and may be higher or lower than the actual annual dividend yield.

Fund information

Fund name	Manulife Global Fund – USD Income Fund	
Investment objective and strategy	The Fund aims to achieve income generation by investing at least 70% of its net assets in fixed income securities and fixed income related securities denominated in U.S. Dollar of issuers globally. The Fund will seek to maintain an average credit rating of investment grade.	
Investment manager	Manulife Investment Management (US) LLC	
Inception date	January 29, 2007	
Base currency	USD	
Fund size	USD 97.82 million	
Benchmark	Bloomberg US Aggregate Bond TR USD Index	
Available share classes	AA (USD)	LU0278409817
	AA (USD) Inc	LU1079480403
	AA (USD) MDIST (G)	LU2208648639
	R (USD) MDIST (G)	LU2699159948
	AA (HKD)	LU1077378633
	AA (HKD) Inc	LU1077379011
	AA (HKD) MDIST (G)	LU2208648803
	R (HKD) MDIST (G)	LU2699160011
Initial subscription fee	Currently up to 5% of the NAV per share	
Switching charge	Up to 1% of the NAV of the shares being switched	
Management fee	Currently 1.00% p.a.	
Distribution policy	Aims to distribute dividends monthly (Dividend rate is not guaranteed. Dividends may be paid out of capital. Refer to important note 2.)	

As of April 30, 2024.

Manulife Investment Management's expertise

We are the global wealth and asset management segment of Manulife Financial Corporate, we draw on more than 150 years of financial stewardship to partner our clients globally.

24+ years

Average investment experience of portfolio management team

153+¹

investment experts in global fixed income team

USD 171 billion²

in AUM of fixed income assets

¹ Source: Manulife Investment Management, as of December 31, 2023. Manulife Investment Management's global investment professional team includes expertise from several Manulife IM affiliates and joint ventures; not all entities represent all asset classes.

² Source: Manulife Financial Corporation as of December 31, 2023, in USD, unless otherwise noted. AUM excludes liability driven investing (LDI) assets and includes certain equity and fixed income portions of balanced investments. The methodologies used to compile the total assets under management are subject to change. Manulife Investment Management's global investment professional team includes expertise from several Manulife IM affiliates and joint ventures; not all entities represent all asset classes

Unless otherwise stated, all information sources are from Manulife Investment Management, as of May 31, 2024. Projections or other forward-looking statements regarding future events, targets, management discipline or other explanations are only current as of the data indicated. There is no assurance that such events will occur, and if they were to occur, the result may be significantly different than that shown here. Investment involves risk. Investors should not make investment decisions based on this material alone and should read the offering document for details, including the risk factors, charges and features of the product. This material has not been reviewed by the Securities and Futures Commission. Issued by Manulife Investment Management (Hong Kong) Limited.